

# CRIME

## Quality of Life

*Public Safety is an essential measure of a region's quality of life. For instance, high crime rates, and even perceptions of high crime, affect home purchase trends and discourage businesses from setting up shop in an area. Trends in juvenile crime shed light on the future of the area's youth, while perceptions of justice raise questions of fairness and equity in the county.*

## About the Indicator

*County-level data for this indicator come from the New York State Division of Criminal Justice Services (DCJS). The Federal Bureau of Investigation's (FBI) Uniform Crime Reports system provides national data. The most recent figures available from both sources are for 2005. As defined by the DCJS and FBI, violent crimes are murder, robbery, aggravated assault, and forcible rape. Counts are based on reports made by law enforcement officers.*

	Year	Index Crime	Property Crime	Burglary	Larceny	MV Theft
County Total	2000	964	821	250	555	16
County Total	2001	900	757	194	543	20
County Total	2002	862	746	199	544	3
County Total	2003	846	746	178	549	19
County Total	2004	943	846	202	613	31
County Total	2005	1,066	932	234	677	21

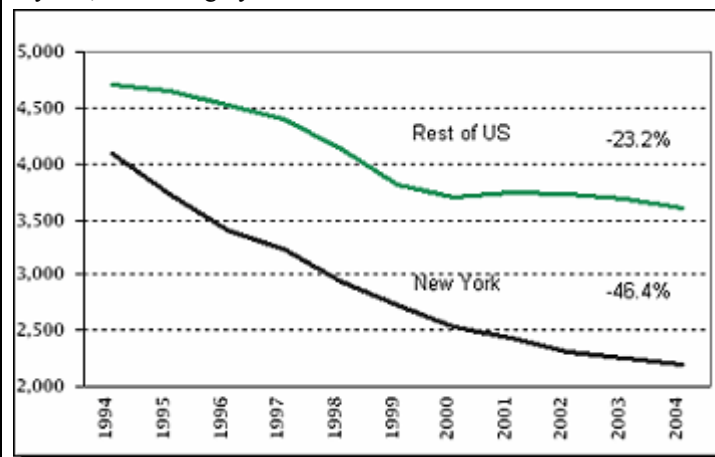
Source: DCJS, Uniform Crime/Incident-Based Reporting system as of 07/12/2006

## Property Crime

*Allegany County experienced a downward trend in property crime from 1993 to 2003, with decreases in all types of property crime.*

*Yet, a rebound occurred in property crime from 2003-2005, with a 24.9% increase. The greatest increase occurring in burglary and larceny at 31.5% and 23.3% respectively. Comparison data to New York State and the Rest of the United States, demonstrates the difference between local trends and state/national data.*

The NYS property crime rate has declined dramatically over the last 11 years, decreasing by 46.4%.



Source: FBI, *Crime in the United States* annual publications.

Allegany County United Way  
Community Needs Assessment

# CRIME

FACT SHEET

	Year	Index Crime	Violent Crime	Murder	Rape	Robbery	Agg. Assault
County Total	2000	964	143	3	9	1	130
County Total	2001	900	143	0	6	1	136
County Total	2002	862	116	0	13	1	102
County Total	2003	846	100	1	12	4	83
County Total	2004	943	97	0	19	2	76
County Total	2005	1,066	134	0	37	5	92

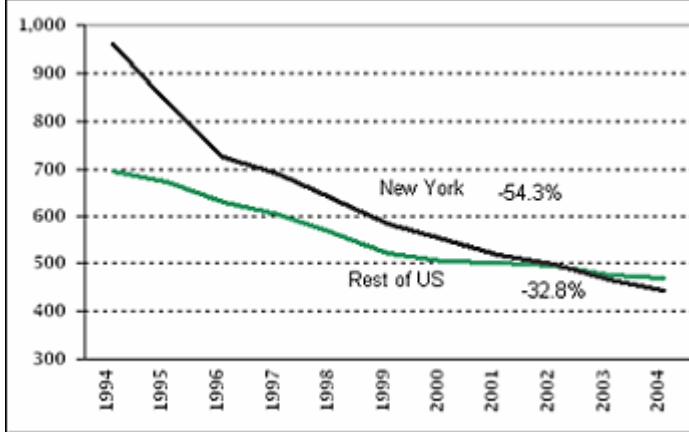
Source: DCJS, Uniform Crime/Incident-Based Reporting system as of 07/12/2006

## Violent Crime

*From 2000-2005, the incidence of violent crime in Allegany County slightly decreased by 7%.*

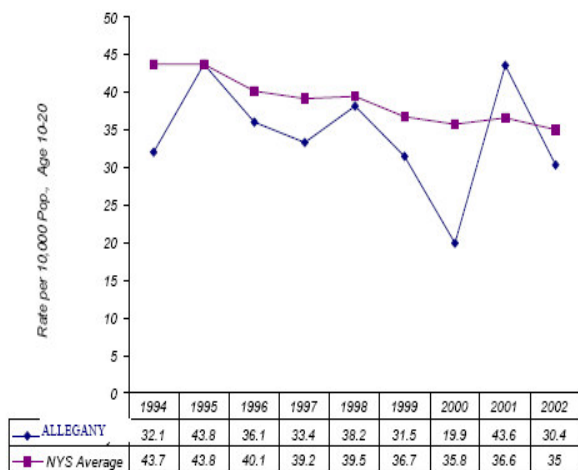
*A dramatic shift in violent crime occurred in the incidence of forcible rape with a 31% increase since 2000. Although aggravated assault incidence dipped in 2004 with a 41.5% decrease, 2005 figures show a rebound beginning to occur in this category. It is too early to determine if this will become a trend in the future.*

The 2004 New York violent crime rate was 441.6 incidents per 100,000, lower than the rest of the country since 2002. The violent crime rate has decreased by 54.3% since 1994.

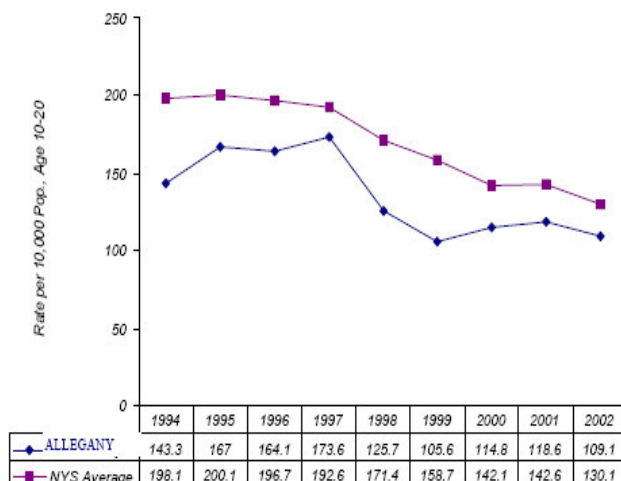


Source: FBI, *Crime in the United States* annual publications.

## Youth Violent Crime Arrests



## Youth Property Crime Arrests



Source: 2005 PRISMS, Youth Risk Trends